

FLYING WOMAN WITH CONTRAPTION - 2




Above: the photograph was taken into woodland as many of my pictures are. I looked at the image carefully and saw there was a fair amount of possible activity. I found an area where I thought I could see a figure.

This photo hasn't been edited. Can you see her anyway?



I cropped the area I was interested in. It doesn't look like much but I'll show you what's there. I'll also show you a strange phenomenon I encounter sometimes where the image I get displays as a negative on a positive background.




After further editing I could see the figure more clearly. When I cropped it I made sure that the figure filled the entire area. This appears to be a woman in a full-length dress that appears green in the positive image. I noticed that the face, seen near the top of the image is a black-purple, a little darker than the color surrounding the top half of the figure, and that the eyes are white and the hair pale.



I edit further and now you can probably see the figure even if you couldn't before. I'm sure now that this figure is displaying in negative.



I create a negative of the original cropped image. I can't see too much yet except her dress is probably blue.



By adjusting the exposure and contrast the image immediately jumps into view with fair clarity. Now we have flesh tones with dark hair and eyes and a blue dress.

This is obviously the correct way to view this woman, yet it's a negative image.

This is an aspect of my personal research which I find fascinating. Does this indicate some kind of mirror-world?



Edited further for clarity, this 'flying' woman can clearly be seen now. So reminiscent is this picture of the first as 'Flying Woman with Contraption' (which turned out to be several 'flying' people and at least two contraptions), that it's included with it

I looked deliberately for the same spiral metallic shell-like contraption on this photograph. If you look at the image of the woman and focus on her outstretched arms, admittedly unclear, they appear foreshortened so I have to assume they may be bent at the elbow.


On the right side of the figure below the area where the left elbow would be is a small dark shape, a blob. It's not much to go on but I have to check it out. Remember that the strange similar artifacts in the first photograph were both suspended from some kind of metallic wristband that seemed to be set with gems, pearls or buttons of some type.

These shiny but most likely utile buttons seem to operate in connection with the unknown instrument. This picture is not quite so easy to edit as the first.

The figure we are dealing with here is comparatively smaller to the size of the photograph and in some ways not so clear, even though the figure itself is obvious in her bright blue dress.



Here I've cropped the small dark form beneath the woman's arm. It's not very clear, but I wanted to show you what I was dealing with here. I have to attempt to edit it if I feel it is a similar object. It could fit the correct shape, and I see above and to the side of it small spherical shapes that could be similar to those seen on the arm cuffs in the first photo. You can see it on the right side of the image roughly in the centre vertically.



I make a negative image to see what it can tell me. Very often I find that details that can hardly be seen on a positive image 'pop' when seen in negative.

In this case it's extremely vague, but I can see several unusual shapes, including round button-like objects.

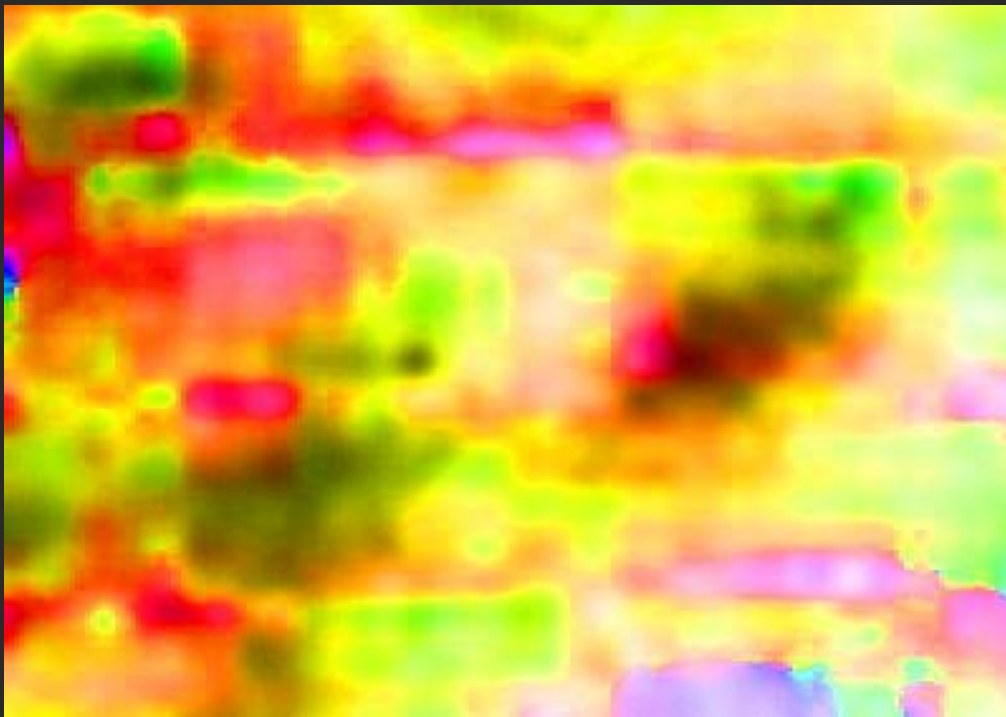
Because the shape could fit I'll edit it further.




Here she is again. This vivid edit shows her outline and form clearly. She appears to be flying through a wood, but I feel it more likely that she's travelling through time and space, as I explained when presenting the previous photo. The dark blob is more visible.




A negative enlargement of the dark shape, I can see it *is* an object.



Deciding upon some radical editing, I use a 'curves' program, which can be very revealing. Can you see the dark object? It appears in a square on the right. This is my immediate target. I can see its basic shape and think I know where I've seen it before.




This fascinating artifact is reviewed in depth in the original photograph with the first flying woman. Let me show you how this is connected to the small dark shape in photograph two.




On the left is the dark shape cropped, sharpened and enlarged. It has several distinctive features that parallel the ones seen on the metal contraption. I rotated and flipped the first one until it was in the same approximate position as this one, as you can see.


Although slightly distorted by the rotation, the similarities between the two shapes are now obvious.



I decided to edit this shape a different way using several different methods, including adjusting contrast, color, exposure, curves and sharpness. Its shape is conical and the broad band of yellow color above it may be the arm band of metal, as seen in the first photograph.




Here I have used a 'glowing edges' program to gently define the conical shell shape further, which may be attached to the cuff by a chain.




This version with its high color makes it a little clearer to see, but I can't get the definition I did with the first photo, which is disappointing.



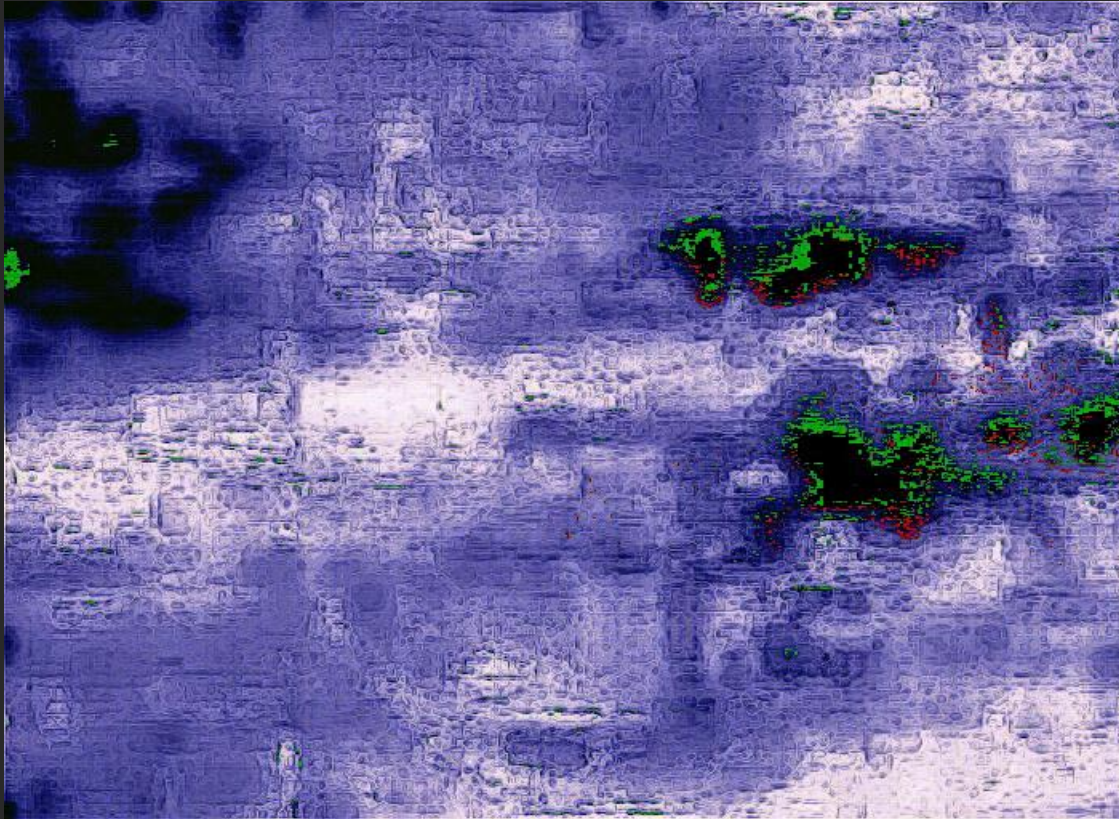
This is another version. The different coloration makes the image a little clearer and I've sharpened it.



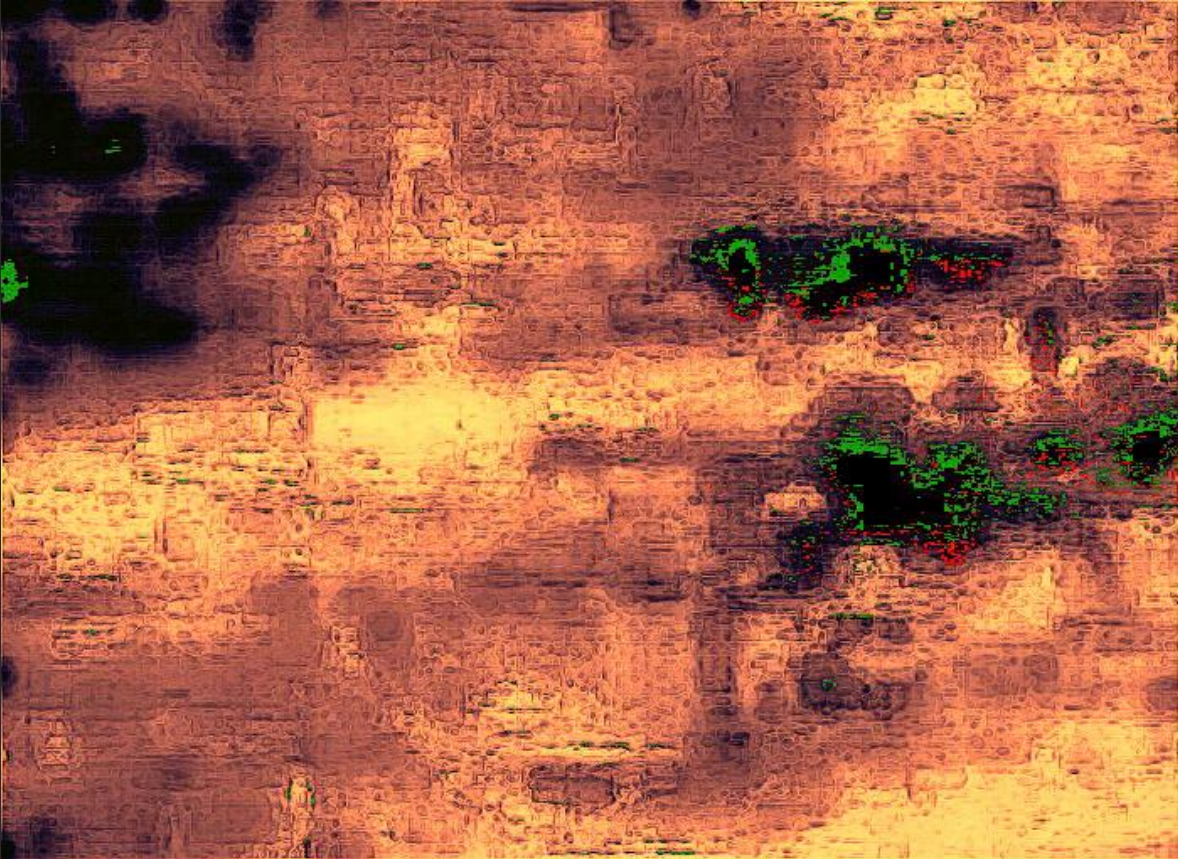
Going back, I re-edit the contraption. Here I've managed to penetrate a layer of the image and get a vague outline of some of the mechanical details, which is what I'm now after.




I've outlined and sharpened the picture to try and get more clarity. I'm interested in the large curving line that arcs down from the device on the left. As in the first photo I see mechanical shapes above, below and within the contraption. A strange shape sits on top of what I believe to be the wrist band. It's similar to the one you can view in the first 'flying woman' photograph.




This and the following images are several different edits of the device, in case anyone is interested in studying them.



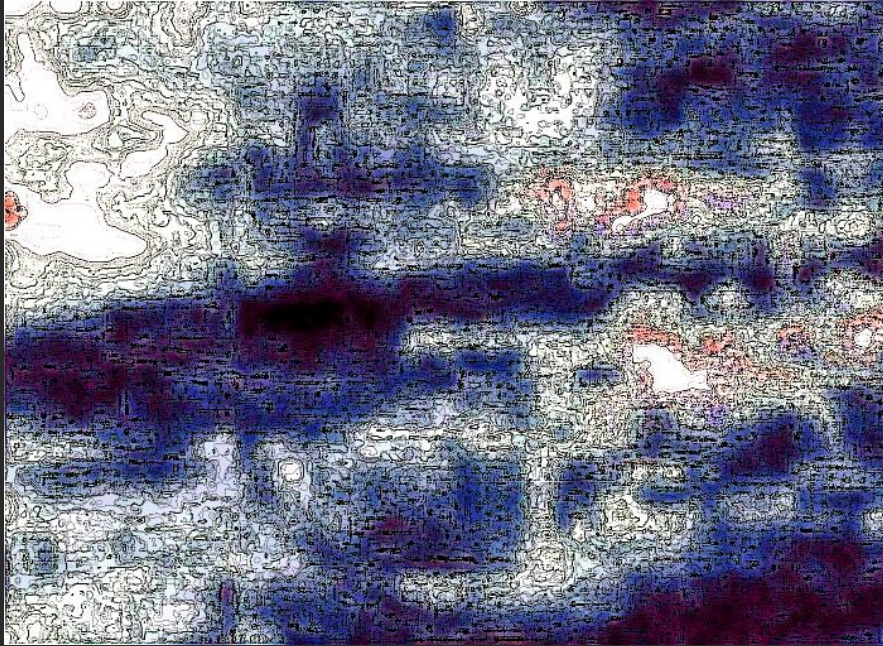
Changing colors and other methods reveal hidden details as slightly different perspectives come and go.



As the original image of the woman was a negative one against a positive background I have to make a negative version to see it 'solidly', as shown here.



There are many interesting questions raised by the discoveries I am making. I appreciate feedback. Please feel free to contact me by email with your ideas if you want to.




Here is an
outlined
version.



Here I have edited in yet another way this cropping of the device. You can see its shape at the bottom. As I am photographing interdimensionally and the images are not only transparent but also captured in motion it is almost impossible to receive an image not in some way distorted.



This cropped enlarged version shows some interesting details.



I have included this rather confusing edit of the previous image in case you also can see the slight line depending from the bottom of the device (seen here as white). Beneath that is a curved oval shape that fades away incompletely. If it were complete it would look like an ellipse. Could this be another circular wheel shape hanging from the instrument, as seen in the first photo, but from a slightly different angle? I only wish I could achieve more definition.



A fascinating little addition is this shape that was revealed while editing.

By pushing the boundaries actual shapes that are hidden can sometimes be revealed. This was found in the centre of the conical spiraled shell-like shape.



Another version, even more detailed. What wonders lie invisible all around us, waiting to be revealed?



And who is this woman travelling through dimensions with a device that may correlate her position in time and space? A 'glowing edge' program picks out the figure in a dark color, making her seem practically solid.

As far as I am concerned, she and her companions are very real, as are many of the entities who populate my photographs.

After all, she was looking right at me.

Email Jane Tripp at: august12stargate@gmail.com

©Jane Tripp

www.janetripp.com