



## FLYING WOMAN WITH CONTRAPTION



This washed-out photo turned out to be one of the most interesting I have ever taken. Taken of a meadow with trees, at first it seems there is nothing to see.



Adjusting the exposure allows me to see a darker patch against the large tree in the left foreground. This is where I'll be concentrating my efforts. I can already see that there are at least two entities in that area.



I crop the main area of interest to get a closer look. Now I'm sure I'm on to something. I see a figure that fills this entire image, with the white tree trunk in front of it.

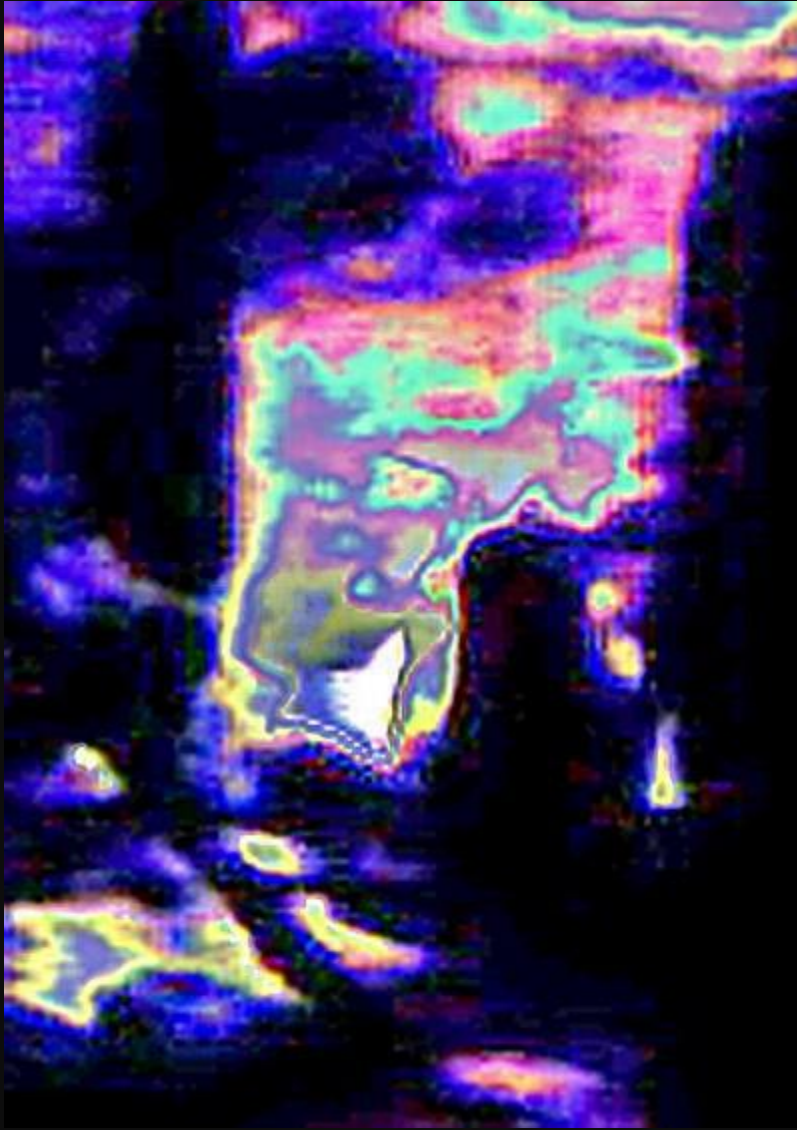


I adjust the contrast and color. Now I can see a lot more details. A woman is literally flying past behind the tree. She fills almost the entire image, and is the darker area. She's looking towards me. I can see her feet. I can also see something very strange.



I use a glowing edges program to outline the details in a pale color.

This makes her face, which is near the top of the picture, a lot clearer, but also the strange object is clearer. This woman is wearing an armband, probably at the wrist, with something attached, which I will soon show you much more clearly. First I'll show you her foot. It's actually clearer in the previous images, but I'm going to crop it. Her right foot is behind her and it's to the left of the image at the bottom.



This is a cropped close-up of this flying and possibly time-travelling lady's booted foot in the middle. If you're having trouble seeing it, even though her foot is not touching the ground, it looks here as though her toes have just touched down as she's taking a step and her foot is bent.



This is a monotone version of the image. Some people find it easier to see anomalies this way.



This is where things start to get interesting. I cropped this image to show the wristband I mentioned earlier. It seems to be a large metal cuff, but most interesting of all is what appears to be a gold spiraling metal artifact attached to it. Let's take a closer look.



I've lightened the picture and I see a cuff with what could be either gems or lights around it. As well as the gold spiral object I can make out something on the top of the band also.



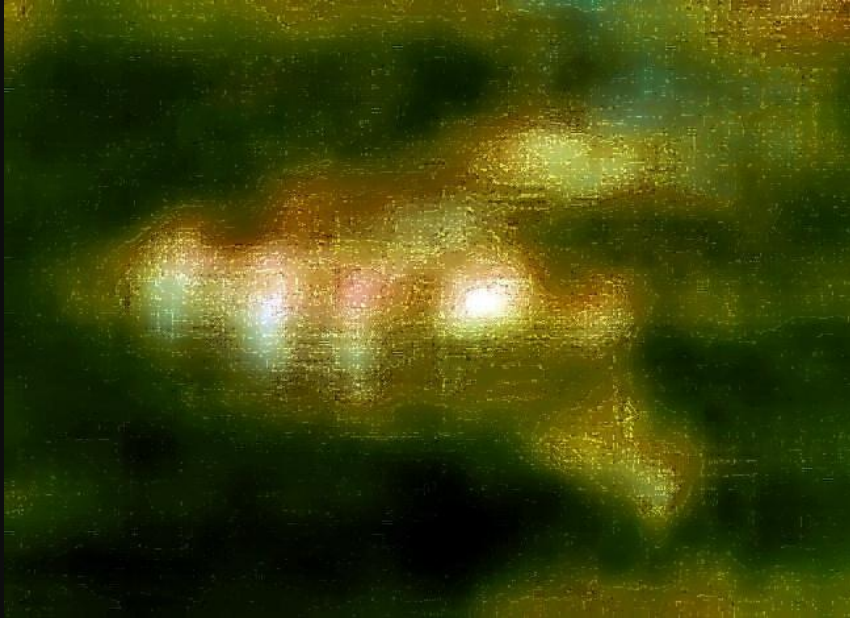
I applied contours, which confirms for me what I'm seeing. It's fairly clear.




Re-cropping, I get a closer look at this amazing contraption. Look at the top of this wristband where the gadget set there is more visible now.




Here I've cropped out the gold spiral, which fascinates me. I'm going to edit it to discover as much as I can about it.



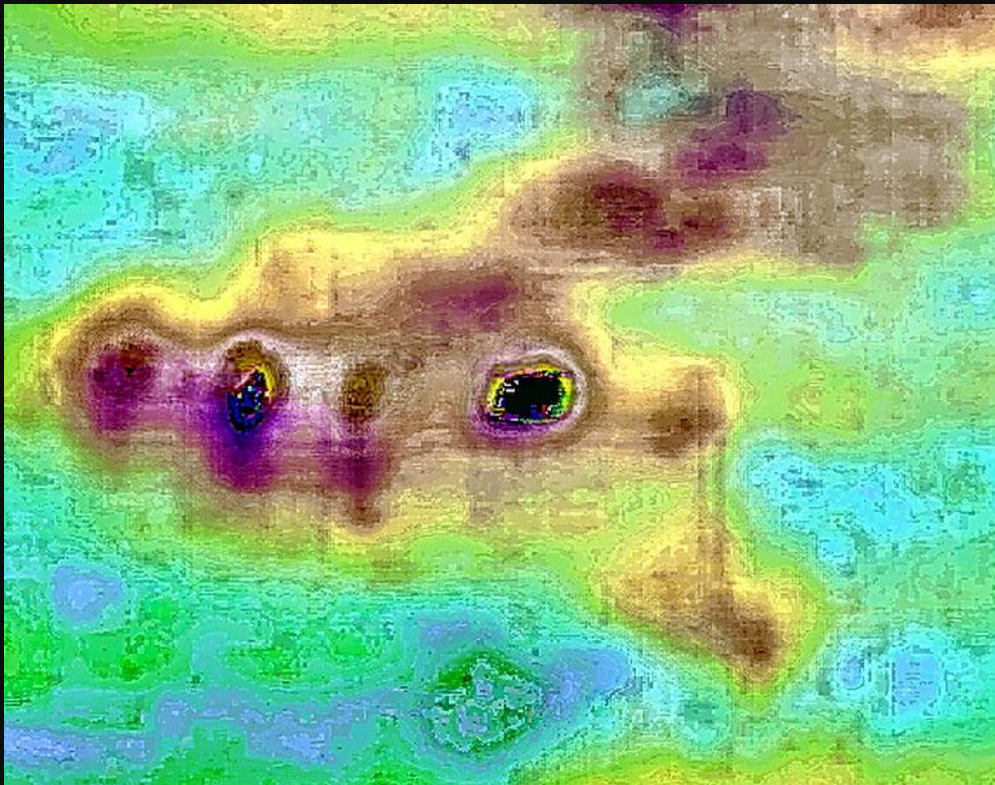
A very unusual looking object, whichever dimension it's from. Something seems to be spiraling from the top of it, and from the bottom something is suspended and I can see two strings or wires.




I've edited extensively in an attempt to see how this object is constructed.




The negative image is more revealing. The spiraling form at the top is clear, as is the suspended object.



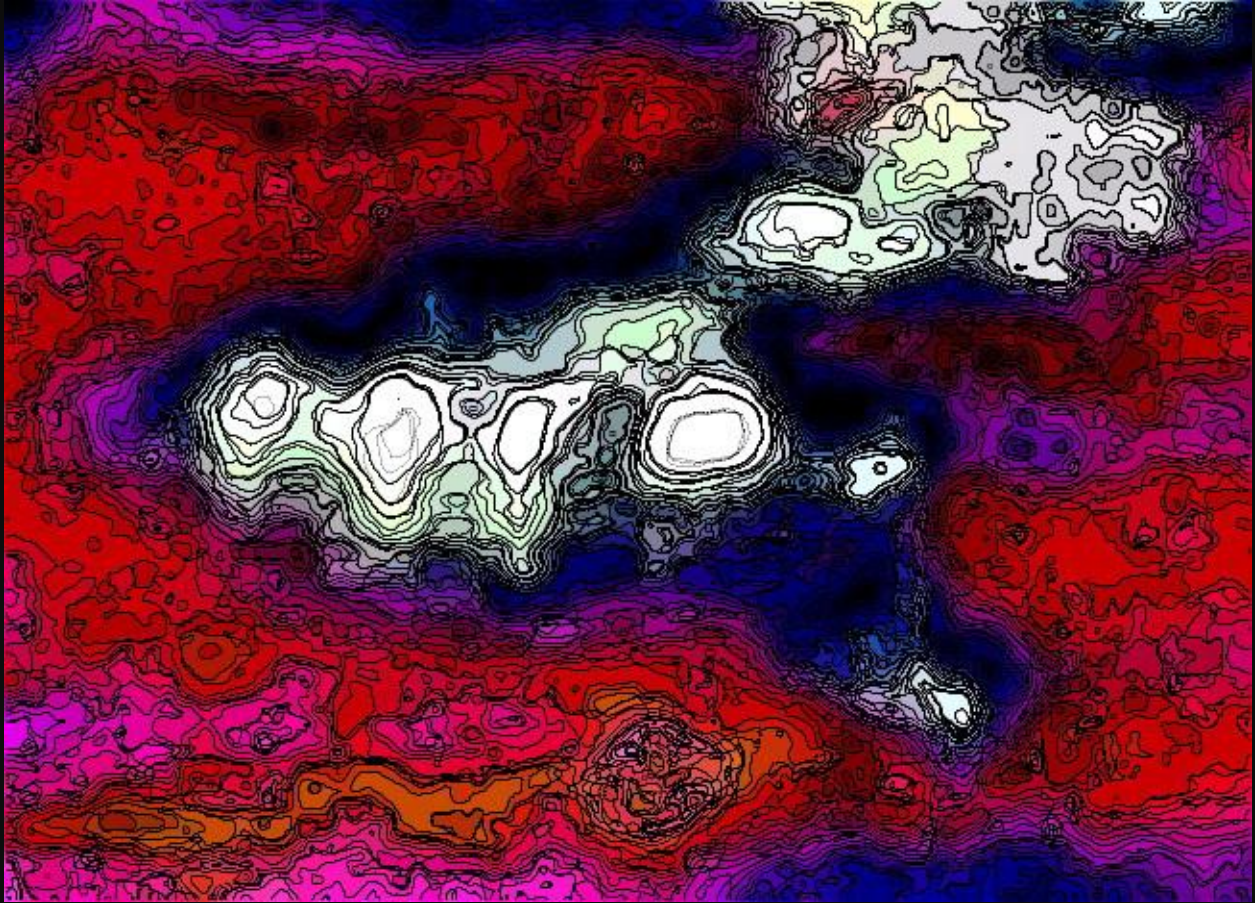
.Sharpening the image reveals better the geometrically shaped parts that attach to this gizmo at top right.




Although this picture is similar to the last, by sharpening and adjusting further I think I detect an arc-like shape at the bottom where the wires are. We'll see.



This negative image has a feature I want to show you. Again, I want you to look at where the wires are connected at the top. I believe these mechanical parts are skillfully machined, and I think that the top part is a pivot head of some sort with a pin at the top holding the wires that go over or around it.



By applying contours I am able to show you the pivot with the tiny circular pin. I'll crop it out and enlarge it so that you can see what I mean.




The strange elliptical shape of the pulley suggests a type of bell crank (a sector of a wheel that uses the mechanical advantage of the distance from the axis). This in itself is fascinating, but what could it be for? Do you see the chain connecting the pulley and the strange device at the bottom? The pin that acts as an axle for this elliptical pulley device can be clearly seen. There is a pin at the top also (shown more clearly in another image) that appears to lock the pulley axle at the back. The appearance of what looks like a retainer plate surrounding the axle pin gives the impression of an end bearing.




This is the negative version of the image. The device at the bottom seems to be suspended by a thin wire slightly to the left of the chain.




Here is another negative image that I've included so I can show you the pin that secures the wire at the top of the axle. It is clear in silhouette.



This is the device at the bottom suspended from the chain and wire. I'm going to try and make it clearer.



This is the best I can do with the editing software I have. I use ACDSee, by the way, because it's superior to Photoshop for this purpose. I don't generally use Photoshop. You can now see the circular discs that make up what is obviously a delicate mechanism.



The negative version makes it even clearer. With the suspension of this device by the wire it can be posited that the chain acts as a control connection to the lower element. As the chain is raised or lowered the bell cranks and ellipses would change their profile to each other. Like gears in a clock mechanism a tiny move by a large gear would make a fairly large change to a small gear. These are intricately machined parts. Are we looking at an ancient time travel device? If so, no wonder it looks clock-like at certain magnifications and several transparent wheels can be detected.




I cropped out the image of this device that is set on the top of the metal wrist band. I'll edit it for clarity.



This is the negative. Making a negative version tends to clarify many details, especially when examining mechanical parts. It reminds me of a tiny sewing machine.




Flipping it back again after editing and sharpening, you can see that it's mounted securely on an oblong base of some sort that's attached to the armband.



By over- editing I lose a lot of the picture but am able to show you the machined area more clearly, seen here as the blue area. I find this a fascinating device.



I cropped out the flying woman's eyes so that you can see she is a real entity. If you ever take a photo with an anomaly that you suspect is a face, then crop it out and edit it. Look up close. If you can find eyes in the suspected face it will confirm a lot for you. I usually try to do this at some point when any entity is involved, and this of course includes animals, ET's and other non-human life-forms of which there are very many.



Above: I have altered the color value, adjusted the contrast and sharpened the image. You can see the eyes in some detail.



Above: this is a monotone version of the lady's eyes.




On the right of this woman I found another person flying next to her. I've cropped her out also. There are more people than this present, but I don't have time to edit everything. Her head is near the top of the image. I'm not going to attempt to edit for facial and clothing details, but there is something I must show you. This woman is also wearing a metal wrist band. Can you see it?



Left: the  
cropped-out  
second  
armband that  
appears so  
similar to the  
first.




Editing a little further demonstrates clearly the same metallic device hanging from the arm-band in the center near the lower part of the image.



I applied  
a  
contours  
program  
to clarify  
the  
outlines.



Left: here's the  
second metal  
spiral-shaped  
instrument



Above: sharpened and as clear as I can make it, it's obviously very similar to the previous example the first flying woman was wearing.

The photograph in '***Flying Woman with Contraption - Part 2***' deals with yet another travelling lady in a long dress with – you guessed it – another device like this. But the next one was photographed months before in a different location. My personal belief is that these people are time-travelers.

These devices that are so obviously mechanical contraptions may help them to do so. Perhaps they set coordinates.

If this or something similar is true, it tells me that they are travelling in either our third density or dimension, which is where we are living right now, or the lower fourth dimension.

Email Jane at: [august12stargate@gmail.com](mailto:august12stargate@gmail.com)

©Jane Tripp 2005-2009

[www.janetripp.com](http://www.janetripp.com)